



Hello Members,

So here we are at the end of 2023. Hopefully a very successful year for all the neighborhood groups. The CAB (Chapter Advisory Board) has met every quarter to continue to plan sewing activities for our members. We look forward to members contributing new and fresh ideas for projects of sewing.

I had the wonderful opportunity, as MD ASG President, to attend the Annual ASG Conference in Manhattan, New York. Never thought I would be in Mid-town Manhattan enjoying hundreds of other sewists from across the country, having lunch, attending classes and getting to know each other.

Many participatory activities took place such as Spring Sew Fun, Fall Sew Fun with Kenneth King, Community Services sews, Annual Luncheon with a speaker from Cavanagh House where young people can learn a trade in sewing, fantastic and of course the heart of our organization; The Neighborhood Group meetings. I belong to the Catonsville Sew Sew Sisterhood where each month we worked on a different project, learned new techniques and completed a Community Service Sew of ~100 pieces of bibs and burp cloths for the Catonsville Pregnancy Center. I visited the center and presented the Director with the bibs, they were so grateful. I was able to visit several NGs and hope to continue to do so. I also visited the ASG Retreat in November at the beautiful Hallowood Center. I enjoyed a visit and lunch with the attendees. Please keep in mind that there are many things in which you can participate throughout the year. Several other NGs also completed and delivered Service Projects for the good of others. I am so proud of that!

Keep up the good work in 2024. Attend your groups, participate in planned events as possible and share you wonderful talents and friendship with others.

Thank you for the opportunity to serve you as your President.  
Luanne Hargadon  
MD Chapter ASG President

Inside This Issue

Table of Contents.....	1
President's Greetings.....	1
CAB.....	2
Mark Your Calendar.....	3
Community Service.....	3
Sunshine.....	3
Annual Meeting Review.....	4-5
Spring Sew Fun.....	6-7
Neighborhood Groups Info....	8
Around the Neighborhoods.....	9-23



## 2024 CHAPTER ADVISORY BOARD

### PRESIDENT

Luanne Hargadon  
410-744-5287  
[president@marylandasg.org](mailto:president@marylandasg.org)

### SECRETARY

Helen DeRoo  
301-871-2128  
[secretary@marylandasg.org](mailto:secretary@marylandasg.org)

### TREASURER

Eileene O'Grady  
301-793-7235  
[treasurer@marylandasg.org](mailto:treasurer@marylandasg.org)

### COMMUNITY SERVICE COORDINATOR

Shari Harvey  
202-276-4651  
[service@marylandasg.org](mailto:service@marylandasg.org)

### MEMBERSHIP CHAIRPERSON

Kathryn Fricks  
310-248-0823  
[membership@marylandasg.org](mailto:membership@marylandasg.org)

### NEIGHBORHOOD GROUP COORDINATOR

Ivalyn "Tee" Jones-Actie  
410-566-1151  
[neighborhoodgroups@marylandasg.org](mailto:neighborhoodgroups@marylandasg.org)

### NEWSLETTER EDITOR

Jeree Payton  
301-627-4034  
[newsletter@marylandasg.org](mailto:newsletter@marylandasg.org)

### SPECIAL EVENTS CHAIRPERSON

Char Goodman-Hansen  
410-672-6072  
[events@marylandasg.org](mailto:events@marylandasg.org)

### SUNSHINE COORDINATOR

Yvonne Davis  
[sunshine@marylandasg.org](mailto:sunshine@marylandasg.org)

### OTHER CHAPTER SUPPORT

### WEBMISTRESS

Sara Cormeny  
202-468-6558

## NEWSLETTER SUBMISSION

Send newsletter articles, neighborhood group sew and share pictures (with names of people in the pictures), sewing-related articles with pictures, book reviews, pattern reviews, museum events, tips, and techniques with pictures to:

[newsletter@marylandasg.org](mailto:newsletter@marylandasg.org)

Publication Deadlines	
Deadline	Publication
March 15, 2024	April 1, 2024
June 15, 2024	July 1, 2024
September 15, 2025	October 1, 2024
December 15, 2024	January 1, 2025

## NEWSLETTER ADVERTISING

*Nimble Thimble* is published four times per year. All ads must be camera ready.

Newsletter Advertising Rates		
	1 Issue	4 Issues
Full page	\$100	\$360
½ page	\$55	\$198
¼ page	\$30	\$108
Business Card	\$15	\$54
Pre-printed insert	\$100	

## Mark Your Calendar



January 28, 2024  
CAB Meeting  
February 18, 2024  
Special Events Committee Meeting (via Zoom)  
April 13, 2024  
Spring Sew Fun – Fabric Shop Hop  
April 2024  
CAB Meeting  
June 27 – July 1, 2024  
ASG Annual Conference – San Francisco, CA  
July 2024  
CAB Meeting  
November 6 – 10, 2024  
Annual ASG Retreat

## *We Care*

### Acts of Sewing Kindness (A.S.K.)



Be on the lookout for service projects from Shari Harvey, our Community Service Coordinator. Shari has expressed the desire to put the face of the MD Chapter of ASG out there by serving various communities across the state. If you have any projects in mind or know of an organization that can use the talents of our members, please inform

Community Service Coordinator  
Shari Harvey  
[service@marylandasg.org](mailto:service@marylandasg.org)



With the rise of COVID cases and other health crisis, many of our members still face personal health challenges or the loss of a loved one. Please let Yvonne Davis, our chapter's Sunshine coordinator, know if someone needs some ASG sunshine.

Sunshine Coordinator  
Yvonne Davis  
[sunshine@marylandasg.org](mailto:sunshine@marylandasg.org)



# 2023 Annual Meeting – Pictorial Review





American  
Sewing  
Guild

Maryland Chapter

SPRING  
SEW  
FUN

Date: Saturday, April 13, 2024 • 9:30 a.m. to 4:00 p.m.

Location: Meet the bus at Catonsville Park & Ride; 1220 S. Rolling Road, Catonsville, MD

# Spring Sew Fun

Come Join us for our first  
“Fabric Shop Hop”



**Why drive? Join us & ride in a comfy bus, avoid the traffic hassle, and visit several local fabric stores with your sewing friends. What could be more fun than spending a day with your sewing friends and shopping for fabric! This is the perfect time to bring those patterns that you have been wanting to make and find the perfect fabric. “Buy with a little help from your Friends!”**

Starting with G Street Fabrics you will visit 3-4 additional fabric shops depending on time, these shops include but not limited to African Eleganza, Domesticity Fabric Shop, and A Fabric Place. While most of the fabric shops on our shop hop have their own specialties, they all carry a wide variety of fabrics for all sewers.

Lunch is **not** included but we will be stopping at La Madeline's in Columbia for lunch.

Note: Shops selected are based on the survey from the this year's Annual Meeting.



---

### **Registration Opens February 1, 2024**

Use your credit card to register online at [app.groupworks.com](http://app.groupworks.com) (the GroupWorks processing fee is NOT included and will be added at the time of registration). Or complete the following and mail it with your payment (made out to ASG Maryland Chapter) to Char Goodman Hansen, 2453 Symphony Lane, Gambrills, MD 21054. If you have any questions, please contact Char at (410) 507-8654 or [charghansen@outlook.com](mailto:charghansen@outlook.com).

Registration:

- Cost is \$75 for ASG members and \$130 for non-members. Non-member fee includes a 1-year membership to ASG.
- **No refunds**

Space is limited so do not delay in registering.

**Final registration deadline is March 23, 2024.**

Name:.....ASG Membership Number:.....

Address:.....

City/State/Zip:.....

Phone: ..... E-mail:.....



# Neighborhood Groups

Neighborhood Group Coordinator - Ivalyn "Tee" Jones-Actie

## **Baltimore Threads**

2nd Saturday 1 pm  
St. Bernardine Parish Center  
614 Mt. Holly St.  
Baltimore MD 21229  
(Park and enter on rear parking lot)  
Co Leaders: Cheryl Hills  
[Chills5878@yahoo.com](mailto:Chills5878@yahoo.com)  
Terrelle Gray  
[Terrellejgray3921@gmail.com](mailto:Terrellejgray3921@gmail.com)

## **Bel Air Savvy Seamers**

3rd Sunday 1 pm  
Jacob's Well Assisted Living  
522 Thomas Run Rd  
Bel Air, MD 21015  
Leader: Kathy Lipin  
[bqmuw@yahoo.com](mailto:bqmuw@yahoo.com)

## **Camp Springs Treadle Pushers**

2nd Tuesday 7pm via Zoom  
Co-Leaders: Rirette Wilkerson  
[Re1006@verizon.net](mailto:Re1006@verizon.net)  
Joyce Jackson  
[sewexquisite@verizon.net](mailto:sewexquisite@verizon.net)

## **Catonsville Sew Sew Sisterhood**

3rd Saturday 10 am  
Catonsville United Methodist Church  
6 Melvin Ave. Rm. 211  
Catonsville, MD 21228  
Co Leaders: Nicki Fatherly  
[nfatherly@gmail.com](mailto:nfatherly@gmail.com)  
Mary Ciepiela  
[cm.ciepiela@verizon.net](mailto:cm.ciepiela@verizon.net)

## **Crofton Sew Life Seamers**

3rd Wednesday 6:30 pm  
Tomorrow's Treasures Quilt Studio  
(To the left of the store)  
2151 Priest Bridge Drive  
Crofton, MD 21114  
Leader: Nancy Ferguson  
[fergienl@verizon.net](mailto:fergienl@verizon.net)

## **Eastern Shore Sewists**

3<sup>rd</sup> Wednesday 10 am  
13 Harrison Ave  
Berlin, MD 21811  
Leader: Vontina Collick  
[vcollick@gmail.com](mailto:vcollick@gmail.com)

## **Frederick Threads**

2nd Saturday 2 pm  
Frederick Church of Christ  
1305 North Market St.  
Frederick, MD 21701  
(Access the meeting room from the rear entrance.)  
Co-Leaders: Deirdre Dorr  
[deirdre.dorr@gmail.com](mailto:deirdre.dorr@gmail.com)  
Liz Jevitts  
[lizjevitts@hotmail.com](mailto:lizjevitts@hotmail.com)

## **Maryland Cyber Sewists**

Virtual Online  
Meets on rotating days  
(Check GroupWorks for meeting dates)  
Leader: Janet Chiancone  
[jchiancone@gmail.com](mailto:jchiancone@gmail.com)

## **Rockville Morning Pinups**

1st Wednesday 9:30 am  
G St Fabrics  
12220 Wilkins St  
Rockville MD 20852  
Leader: Jennifer Georgia  
[jennifer@jennifergeorgia.com](mailto:jennifer@jennifergeorgia.com)

## **Rockville Sew Whats**

3rd Sunday 2 pm  
G Street Fabrics  
12220 Wilkins Ave  
Rockville, MD 20852  
Leader: Ann Foley  
[50fdca17@aol.com](mailto:50fdca17@aol.com)

## **Wheaton Sew Wonderfals**

1st Saturday 10:15 am  
Jo-Ann/Wheaton Shopping Mall  
11160 Viers Mill Road  
Silver Spring, MD 20902  
Co-Leaders: Therese Clemens  
[toclemens@verizon.net](mailto:toclemens@verizon.net)  
Rochelle Bibbs  
[rmbibbs@verizon.net](mailto:rmbibbs@verizon.net)



# Catonsville Sew Sew Sisterhood

Submitted by Kristy Pence, Reporter

Our October meeting was cancelled since it fell on the same date as the Maryland ASG luncheon/meeting.

## November

In November, we were pleased to welcome another new member, Eugina. For our project, Holly led us in making ripstop nylon stow-and-go reusable shopping totes. This project was timely and much appreciated as many of the areas we live in have (or are about to enact) bag taxes/bring-your-own-bag (BYOB) policies. The bag features French seams, gussets, and a pocket that holds the folded bag for stowing when not in use. Holly made kits for all of us (including needles!) and had her snap press on hand to finish off the pockets. Now we are all prepared to BYOB!



## Sew and Tell: November

**Sue** shared a resource for knit fabrics (Spandex World, Inc. – [spandexworld.com](http://spandexworld.com)) and swatches she had ordered.

**Marjie and Kristy** showed off their finished pants. (This was our September project.)

**Kat** wore a “T-Shirt Trifecta” top (from SAF-T Pockets Patterns) made on the serger. She says the top is very comfortable. She also wore her beloved jean jacket from high school which she altered to fit with the help of her Thursday sewing group. She looks great and is very happy with the results.

**Leanne** showed off a vinyl book cover. (We will be making these in 2024.)

**Marjie** made some pajamas (Simplicity 9921) from super cute walrus fabric she got at the MD ASG annual meeting’s stash sale. She also made two cooler bags (one insulated, one not), from a self-drafted pattern.

**Stephanie** is working on espadrilles from fabric she wove!



## December

Our December meeting was very busy! Along with show-and-tell, we reminisced over the successes we had in 2023, enjoyed a pot-luck holiday luncheon, exchanged gifts using a holiday themed “left-right” story, planned projects for 2024, and made ornaments. I led the group in making English Paper Piecing (EPP) wreath ornaments made up of 1” hexagons. Unfortunately, we ran out of time, but we were able to learn how to glue baste and whipstitch the hexis.







Below is our schedule of projects for 2024. If any of these interest you, please consider joining us. We would love to see you! Our meetings are held 10 AM – 1 PM on the third Saturday of the month at Catonsville United Methodist Church: 6 Melvin Avenue, Catonsville, MD. Along with our monthly projects, we decided to have a creative challenge next year. Sue and Stephanie will give the details in January...we will give updates on our progress in July and have a big reveal in December.

<b>January</b>	gusset technique demo creative challenge introduction	<b>August</b>	service project (TBD) garment project preparation
<b>February</b>	vinyl notebook cover	<b>September</b>	garment
<b>March</b>	fabric weaving	<b>October</b>	sweatshirt make-overs
<b>April</b>	placemats	<b>November</b>	Project Bag 2.0 by annie.com
<b>May</b>	zipper tablet case (serger project)	<b>December</b>	holiday party
<b>June</b>	Fold & Go drawstring bag		Christmas tree – buttons
<b>July</b>	indoor picnic creative challenge update		creative challenge reveal

### Sew and Tell: December

**Marjie** wore a sweatshirt she made from a Nancy Zieman pattern. She also showed off some capes she made for her grandchildren.

**Luanne** made a funnel neck top from Pattie Otto's book.

**Lorraine** went to the MD ASG fall sewing retreat and instead of starting something from scratch she decided to work on things that needed to be fixed up. She replaced the elastic waistbands in a few pairs of pull-on pants, redid the elastic in some of her mother's socks, and worked on a few bras. She also shortened a turtleneck tunic to a more appropriate length for layering.

**Holly** brought three quilt tops she made from stash items.



**Kristy** made a “Just My Style” top from Cutting Line Designs.

**Yvonne** made a purse from a rectangle of fabric featuring a knot for a handle. She also made a lined tote bag for the market. She customized the handles so that she does not need to take the tote bag off her shoulder when shopping.

**Stephanie** was wearing a pair of jeans she made. Unfortunately, I neglected to take a photo.

**Sue** brought some reversible car seat ponchos she made from fleece. The poncho keeps a child warm in a car seat without interfering with the straps and buckles.







# Crofton Sew Life Seamers

By Vergie Thomas

**September** we discussed our favorite pattern company and why we liked them...

- Char likes Vogue for the style and construction details, the fit, classic style
- Char also likes Sewing Classic pattern
- Some liked Simplicity, it has more style
- Patty Otto neckline on her T- shirt pattern
- Suzzie dislike the ¼ seam on Bonnie Bell's children pattern
- Some like McCall's , there tops fit her better
- Pamela Leggett – independent designs was mentioned
- Nancy likes Closet Core style – 14-22 PDF instructions are good

We had a guest Melissa Palus from Crofton. She was a student of Char's from Tomorrow treasure's class.

**October** – Stephanie - The Croquis

Croquis drawing is a quick and sketchy drawing of a live Model. .the word croquis comes from French and means simply "sketch." A croquis is often an outline silhouette, for use by a designer.

Stephanie discussed having someone take a silhouette of you and have the picture printed out so you can draw on it. It allows you to experiment with necklines, horizontal and vertical prints, etc. Stephanie brought in her croquis to show how she used it to test style, length of dresses and skirts

It was an interesting presentation. Thank you Stephanie.

**November** was our Christmas party hosted by Char at her house. Unfortunately, I was at the ASG retreat. Hope, everyone had a good time.

**Show and Tell>>>>>>>>**

Cheryl had dolls clothes for her craft show and dresses for Guatemala.



Dresses for Guatemala



Suzzie made a sweatshirt cardigan and added an embroidery design and trim.

Beth, new member made a quick vintage pattern dress for a wedding, the fabric was from her stash. This was her first time putting in an invisible zipper also. The pumpkin was from scraps for fall decorations.



Char made this beautiful jacket and a blouse to match with left over fabric. Bernice is trying on a jacket for the class Char will be teaching at Tomorrow's Treasures.







Sue taught a serger class at Tomorrow's Treasure. This Christmas tree skirt is completed sergered. She found the red snowflakes in her stash. She is ready for Christmas.



And I am mug rug crazy. My family has a lot of fall birthdays so everyone got something even my best friend.



# MARYLAND CYBER SEWISTS

Submitted by Lorraine Rohlick, Reporter

Note: Since all of our Cyber Sewist meetings are recorded with links in GroupWorks, I decided to include where on each recording some of the topics highlighted here are located [h:mm:ss] for easy reference in case readers would like to see specific segments in more detail.

The Cyber Sewists' **October** meeting featured a discussion of topics of interest for future meetings, such as elastics, interfacing, purses, community service projects, and various ideas for sewing challenges. Helen D [10:00] alerted us to a YouTube video on the history of patterns that is similar to a presentation she did for us. It was not, as she feared, a pirated copy of hers but another woman's version [See Caroline Martin's The History of the Sewing Pattern Industry] which complements Helen's very nicely.



Our Sew and Tell segment included Jackie C [36:40] who finished her top-down, center-out pants from the Jennifer Stern workshop (muslin #4 [42:22] has a beautiful lining), and is working on an Advent Calendar and Christmas stocking for the holidays. Lorraine R [43:33] finished her white seersucker top just in time for her annual September trip to the beach.



Helen D [48:05] is crocheting multiple knit hats on a circular loom, an activity that she feels justifies hours of TV watching. And Kathryn F [53:32] fulfilled her 2023 goal by making a pair of wide-legged cargo pants with a fly front and no elastic.

In **November**, the Cyber Sewists hosted Jennifer Georgia, who delighted us with her Costuming 101 discussion. She was currently directing and costuming an imagined sequel to Jane Austen's Pride and Prejudice, titled Christmas at Pemberley, so her focus was on period costuming. She uses pattern software, electric scissors and pattern weights to size patterns up and make them quickly. She also has done historical reproductions as they would have been made originally, and included in her presentation a short video on how an 18<sup>th</sup> century woman would have gotten dressed [42:55]. But primarily she described many of the unique challenges inherent in

theatrical costuming, including quick changes, use of stage blood (!), regular cleaning and mending, and overall durability of a costume that must hold up for multiple performances.

Our **December** meeting was devoted to updates on our personal sewing goals for 2023.

Kathryn F [1:55] had met her goal by making a pair of cargo pants with a fly front in October, so she went ahead to make a 2<sup>nd</sup> pair just to be sure. Lorraine R [5:12] did not, again this year, make from scratch a pair of comfortable, wearable-in-public pants, BUT she replaced the elastic in three pairs of black rtw stretch pants, thereby returning them to her usable wardrobe from the mending pile where they have been languishing for several years.



Debbie M [11:40] did clean up her sewing room but also made a wearable button-down shirt from a sloper that she found in her stash. Cynthia I [18:30] wanted to reorganize her sewing room without buying additional bins and she did – by downsizing to a new smaller house and giving away LOTS of her stash that wouldn't fit there. Janet C [22:05] finally finished an intricate embroidery square that she started in 2020 (!), and began using neckties as appliques for a rooster-loving friend whose father had died. Jennifer G [27:55] already has her new goal: make a period garment using only her antique machines – an 1883 hand-crank machine, an 1893 chain stitch machine, and a 1903 treadle machine.



For Sew and Tell, Cynthia I [35:00] is making several cross-body bags for her sister-in-law to give as gifts, all from cut up jeans, after receiving one herself as a gift from Cynthia. Lesson: be careful what you give as gifts – they may multiply! Ivalyn A [49:25] showed the 3-fabric blouse she made at the recent ASG retreat, and showed photos [51:53] of two wedding outfits she embellished: a dress for a bride and a jacket for a groom (separate weddings). She also gave rave reviews [59:45] for the Ann Lowe gowns currently on exhibit at Winterthur in PA. And finally, Janet C [33:55] showed a photo [42:52] of a stunning quilt of Harriet Tubman she saw at the African American Museum in DC, and another photo [44:43] of a necktie applique pillow that she made.

Our next meeting will be **Thursday, January 4, 2024, at 7:00pm on-line**, at which we will commit to our personal sewing goals for the new year, and we'll discuss topics of interest, and perhaps adopt a group challenge for the coming meetings.

# ROCKVILLE MORNING PINUPS

Submitted by Florie Hirsch, reporter

September meeting

The program was given by members who attended the annual conference in NYC.

Helen D took a class on pattern alteration and on prototyping ideas. They used cardboard articulated mannequins and draped fabric to create "prototypes". She also attended a Broadway play.

KarenS took a class on hems and another on how to make tote bags. She also took a tour of the fabric district.

For members sew and tell:

Sara brought the finished quilt using the blocks members made following her instructions. With the single remaining block she created a fidget square. She also showed a wall hanging with a kaleidoscope design to use up scraps.


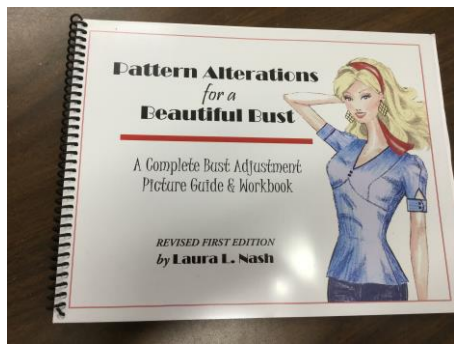
Florie wore a knitted top of pink cotton using yarn purchased in an on line auction

Helen K showed 10 hats in assorted colors that she knit for charity

Anita wore linen pants she sewed from Louise Cutting fabric.







## October meeting

The program was a report from the Sewing and Quilting Expo in Fredericksburg, VA

Helen D reported that attendance was down with fewer vendors as well, but a large quilt exhibit. She talked about the ASG booth set up by both the Virginia and Maryland chapters.

MT brought a “fabric cupcake” that was a thank you gift and a “make & take” cup warmer.

## Sew and Tell

Karen brought the tote bag she made after taking the class at the ASG conference. She bought supplies, including the metal feet, from Pam Damour.

Sara wore a scarf she sewed of fine fabric off the \$2.97 table at G Street.

Susan brought two pillows she made from quilt blocks she finished years ago. She did cording and a zipper with hidden flap.

Norma wore a denim pantsuit with matching handbag she created.

Helen D brought lots of hats she knit using a loom.

Elaine brought pictures of a T shirt quilt and label she made for her granddaughter.







November meeting

Program by members on gifts for the holidays

Norma brought a purse organizer she created to hold all the “stuff” that can be moved from purse to purse.

Helen D brought more loom knitted hats.

Sara brought a “cash& carry” to hold essentials instead of a purse, or can put in a fanny pack or smaller purse. She also showed bookmarks made using quilt designs and a plastic bag holder made from left over quilt squares. She also brought a “gym towel” made from a larger towel, to carry keys in the pockets. Her friend uses it to dry off her dog after walks.


MT brought fleece socks to wear in bed or for lounging, a fabric hanging made from quilt cotton and rick-rack, and foam pre cut shapes to make decorations.

Sew and Tell




Sara and Helen D wore similar necklaces made from fabric over marbles or beads. Can also use recycled neckties.

Florie brought a knit top she purchased in a high end dress shop and wore the copy she created.

Susan wore a handknit sweater she made from a kit.









**Maryland Chapter  
15 Edmondson Ridge Rd  
Baltimore, MD 21228**